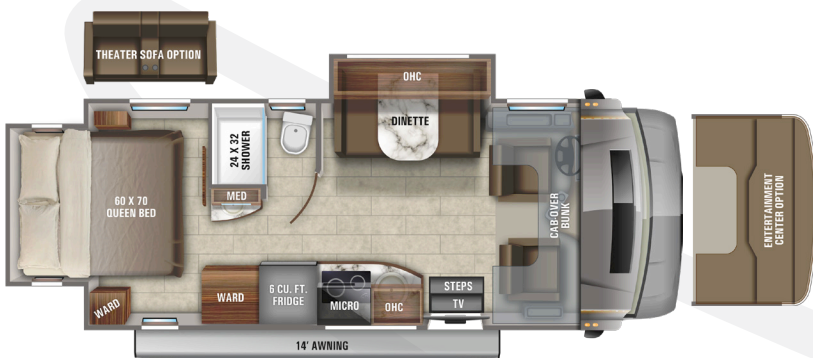


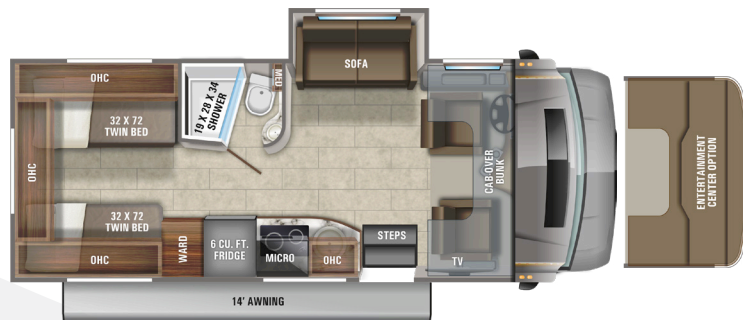
# MELBOURNE PRESTIGE

## CLASS C MOTORHOMES



**24KP**

Ext. Lgth: 25' 2" Wheelbase: 170" GVWR: 11,030 lbs.



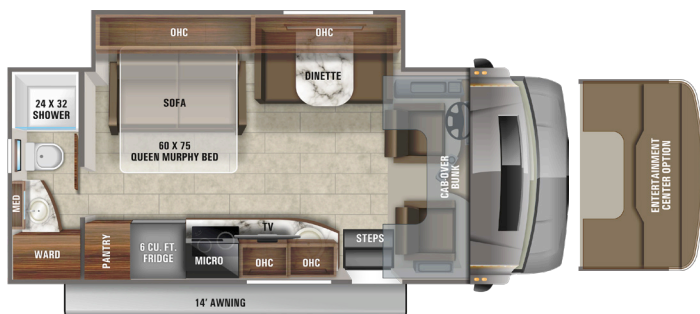
**24TP**

Ext. Lgth: 25' 2" Wheelbase: 170" GVWR: 11,030 lbs.



**24LP**

Ext. Lgth: 25' 2" Wheelbase: 170" GVWR: 11,030 lbs.



**24RP**

Ext. Lgth: 25' 2" Wheelbase: 170" GVWR: 11,030 lbs.

### EXTERIOR SELECTIONS



Dawn Full-Body Paint



Twilight Full-Body Paint



Dusk Full-Body Paint

# STANDARDS & OPTIONS

## CUSTOMER VALUE PACKAGE

One-piece, seamless, fiberglass front cap  
Automotive-bonded, panoramic window in front cap with power shade  
Frameless windows  
Backup camera  
Girard® armless patio awning with LED light strip  
Heated holding tanks (12V pads)  
Truma AquaGo Comfort Plus tankless water heater  
Keyless cab entry  
Ultraleather® swivel driver and passenger seats with boosters

## STANDARD DRIVING EQUIPMENT

Mercedes-Benz® 3500 chassis with 170 in. wheelbase  
GVWR- 11,030 lb.  
GCWR- 15,250 lb.  
V-6 Turbo 188 HP diesel engine with electronic fuel injection and 325 ft.-lb. torque  
7-speed automatic transmission  
220-amp alternator  
E-rated highway tires- 215/85R16  
Aluminum rims  
Front and rear disc, 4-wheel anti-lock brakes  
5,000 lb. rear hitch receiver with dual connector  
7-pin plug  
12V chassis battery  
26.4 gal. fuel tank  
5.8 gal. DEF tank  
Heated, remote-controlled, side-view mirrors  
10.25 in. integrated Mercedes-Benz® infotainment center with GPS  
Driver and passenger air bags  
Power windows and door locks  
Tilt steering wheel  
A/C and cruise control  
Auxiliary start switch  
Cab area privacy curtain

## STANDARD EXTERIOR EQUIPMENT

StrongholdVBL™ Vacuum-Bond laminated roof, floor and sidewalls  
Bead-foam insulation (R-24 max roof, R-9 max floor, R-5 max walls)  
One-piece, seamless, fiberglass roof  
Partial fiberglass rear cap  
Premium Sikkens full-body paint  
Chrome grill package  
Electric stabilizer jacks  
Slideout cover awnings  
Entrance door with industry's largest travel view window  
Electric-powered entrance step with integrated house battery compartment  
(2) 12V house batteries  
Aluminum skirt-hung baggage doors  
12.2 gal. propane tank (41 lb.)  
LP quick-connect hookup  
Exterior utility center  
Winterization drain system  
Black tank flush  
Outside shower  
12V demand water pump  
Onan® 3,600-watt LP generator  
30-amp electrical service  
1,000-watt inverter  
Solar prep  
Flush-mount LED marker lights  
Third brake light  
Porch light

## STANDARD INTERIOR EQUIPMENT

Custom-molded ABS surround in cab-over area  
Overhead bunk with 750 lb. capacity  
80 in. interior ceiling height with padded vinyl ceiling  
High-intensity, LED ceiling lights  
High-gloss hardwood fascia  
Tecnoform high-gloss cabinetry  
Ball-bearing drawer guides

Jayco-exclusive, easy-operation legless dinette table  
U-shaped dinette with stow away pedestal legs (24LP)  
12V USB charging station in dinette area  
2-point lap safety belts in all designated seating locations  
Day/night roller shades  
15,000 BTU low-profile A/C  
20,000 BTU auto-ignition ducted furnace  
Powered roof vent in living area with wall switch  
LED living room TV  
Blu-Ray™ player in living area  
Prep for satellite dish  
Cable TV hookup with RG-6 coax  
Digital antenna with signal booster  
6 cu. ft. gas/electric/12V refrigerator  
Suburban 2-burner, drop-in cooktop with flush cover  
Under-mounted convection microwave  
Tecnoform high-gloss countertops  
Stainless steel sink with wooden cover/cutting board  
Decorative kitchen backsplash  
Water filtration system  
Shower with decorative surround and skylight  
Stainless steel bathroom sink  
Porcelain toilet with foot flush  
Powered roof vent in bathroom with wall switch  
Queen-sized bed with bedspread (24KP, 24LP)  
Queen-sized power Murphy bed (24RP)  
(2) Twin-sized beds (24TP)  
Under-bed storage (select models)  
Bedroom TV prep  
Large wardrobes  
Smoke alarm  
Carbon monoxide detector

## OPTIONS

Hydraulic leveling jacks  
3,200-watt diesel generator  
B-Plus front cap  
Theater seating ILO dinette (24LP, 24KP)  
Folding windshield sun shade

| MELBOURNE PRESTIGE FLOORPLANS | EXTERIOR LENGTH | EXTERIOR WIDTH | EXTERIOR HEIGHT (WITH A/C) | INTERIOR HEIGHT | WHEEL BASE | FRESH WATER CAPACITY (INCLUDING WATER HEATER) | GRAY WASTE WATER CAPACITY | BLACK WASTE WATER CAPACITY |
|-------------------------------|-----------------|----------------|----------------------------|-----------------|------------|---|---------------------------|----------------------------|
| 24KP                          | 25' 2"          | 96"            | 10' 11"                    | 80"             | 170"       | 43  | 31                        | 31                         |
| 24LP                          | 25' 2"          | 96"            | 10' 11"                    | 80"             | 170"       | 43  | 31                        | 31                         |
| 24RP                          | 25' 2"          | 96"            | 10' 11"                    | 80"             | 170"       | 43  | 31                        | 31                         |
| 24TP                          | 25' 2"          | 90"            | 10' 11"                    | 80"             | 170"       | 43  | 31                        | 31                         |

Some specs at the time of print may include estimates, for the most updated information, please visit [Jayco.com](http://Jayco.com)

It is important for your safety and enjoyment that you are aware of the weights and tow ratings of the RV you select. Consult a competent advisor for questions or advice. Whether you are new to RVing or a veteran, get a feel for the performance of your RV before heading out on the roadways. When you tow a vehicle with your RV, you must drive differently than when you drive a single vehicle. Practice hooking up, driving, backing up and braking in a safe environment or seek out professional instruction. Jayco affixes a weight label to each RV which lists weight information for that vehicle. Refer to that label to verify the vehicle will meet your requirements. See specifications chart above.

Gross Vehicle Weight Rating (GVWR): The maximum permissible weight of the motorhome, including the Unloaded Vehicle Weight (UJV) plus passengers, personal items, all cargo, fluids, options and dealer-installed accessories. The GVWR is equal to or greater than the sum of the UJV and the Cargo Carrying Capacity.



### TRAVEL WITH CONFIDENCE • NO ONE OFFERS A BETTER WARRANTY

At Jayco, we build our RVs to handle every adventure, then back them with our industry-leading 2+3 limited warranty. Our 2-year limited warranty has you covered for 2 camping seasons. That's 730 days. In addition, our 3-year structural limited warranty has you covered for 3 camping seasons or 1,095 days. You won't find a better limited warranty in the business, because the only strings that we attach are those that deliver the ultimate in reliability. That's the Jayco difference. So go explore. For a copy of our 2-year limited + 3-year limited structural warranty with complete terms and conditions, please contact your local Jayco dealer.



Generations of family fun.

